


# MiniLab 026

Modular system for high-quality physical vapour deposition



## Key features:

- Modular design
- 'Clam-shell' style chambers
- Turbomolecular pumping systems
- Base pressures  $< 5 \times 10^{-7}$  mbar
- Thermal evaporation
- Low-temperature evaporation (LTE)
- Magnetron sputtering
- Metals, dielectrics and organics deposition
- Up to 6" diameter substrates
- Touchscreen HMI for system control
- Easy servicing
- Comprehensive safety features
- Cleanroom compatible
- Glovebox compatible
- Proven performance

**MOORFIELD**  
— NANOTECHNOLOGY —

## Overview:

MiniLab systems from Moorfield provide superior coating performance, with the flexibility and modularity of design to address a huge range of customer requirements.

The MiniLab range consists of several platforms. Each platform is generally associated with a specific process chamber size. While all chambers are built to the same standards and allow for high-vacuum operation, larger chambers allow for more techniques and flexibility than their smaller counterparts. In addition to thin-film deposition, MiniLab systems can also be fitted with complementary techniques such as ion beam sources, etching components and annealing stages (platform-dependent).

## MiniLab 026 platform:

MiniLab 026 systems are ultra-compact floor-standing vacuum systems for metal, dielectric and/or organics thin-film deposition.


The MiniLab 026 is also glovebox-compatible and is the only system in the MiniLab range that can be easily retrofitted to an existing glovebox setup. A turbomolecular pumping system is standard, for high-vacuum base pressures of better than  $5 \times 10^{-7}$  mbar.

## Configuration and options:

The MiniLab 026 base configuration includes a turbomolecular pump positioned on an ISO100 port at the rear of the process chamber. The base of the chamber sits, as a well, into the supporting frame. The chamber lid sits on top of this (i.e., for a 'clam-shell' type chamber arrangement).

The system can be equipped with a wide variety of deposition techniques. These include thermal and low-temperature evaporation sources (for metals and organics), and magnetron sputtering sources (for metals and inorganics). Deposition sources are mounted on the chamber baseplate. Substrate stages are typically fitted at the top of the chamber, and can accommodate a range of substrate sizes up to 6" diameter. Substrate heating, rotation and Z-shift are available. Examples of configurations for specific applications are listed below.

Moorfield TE1 source for standard thermal evaporation



### Thermal evaporation

Up to 3 thermal evaporation sources. Moorfield TE1, TE2 or TE3 models available. Water-cooled power feedthroughs and boxed shielding for excellent vacuum maintenance and low contamination. Power supplies available for automatic, manual, sequential- and co-deposition.

Moorfield LTE-1CC source for low-temperature evaporation



### Low-temperature evaporation (LTE)

Up to 2 organics sources. Moorfield LTE-1CC, LTE-2CC and LTE-5CC models available. Alumina or quartz crucibles. Power supplies equipped for temperature and power control, in automatic and manual modes.

Moorfield Flexi-Head MAGNETRON source for magnetron sputtering



### Magnetron sputtering

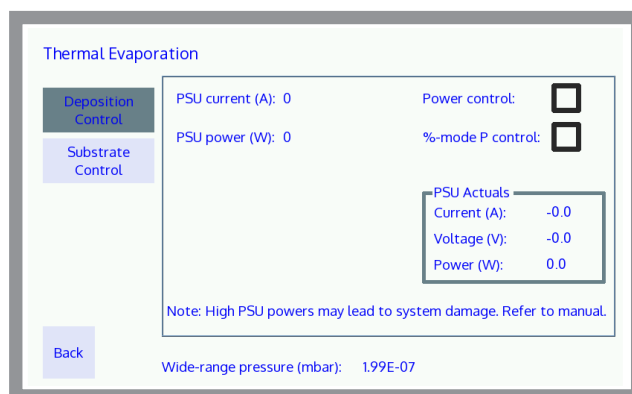
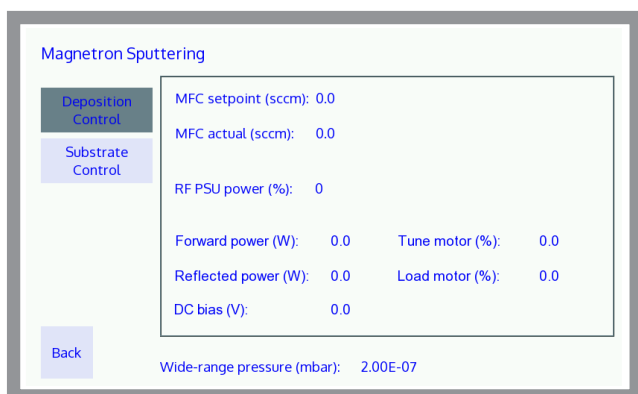
Moorfield MAGNETRON sources for 2" or 3" industry-standard targets (easy fitting/removal). RF, DC or pulsed DC power supplies, fully integrated with system controller. Various gas and pressure control packages, including MFCs for process gas introduction. Throttle valve for protecting pumping system from gas loads.

### Multi-technique systems:

Various combinations of all of the above can be included in MiniLab 026 systems. For all techniques, deposition rate monitoring (via quartz crystal sensor heads) together with thin-film monitors and controllers are available.

## Control system:

The unit is fitted with high-stability, industrial-grade PLC electronics. User operation is via a 7" touchscreen HMI mounted on the front panel. Powerful but easy-to-use software allows for system setup and operation via a menu-driven interface. Users are able to edit, save and load multiple recipes rapidly (subject to configuration). Data-logging and advanced diagnostics are standard features..



Screenshots from touchscreen HMI software for MiniLab 026 system control

## Glovebox compatibility:

The MiniLab 026 is compatible with gloveboxes of most manufacturers and can be easily retrofitted to existing setups.

For this, a suitable hole is created in the glovebox floor for accepting the bottom part of the chamber. A hermetic seal is created. The chamber lid is fitted with easy-to-use, ergonomic handles for straightforward operation through gloveports.

A microswitch ensures the chamber is fully closed before pumping routines are initiated. The system's touchscreen HMI is fitted to the glovebox frame. We can also supply complete glovebox-PVD packages; please contact us for details.



A modular MiniLab 026 system for installation into a glovebox

## MiniLab 026 technical specifications:

### Chamber

305 mm ID stainless-steel front-loading chamber, 350 mm height. Hinged upper part and lid. Baseplate and lid fitted with ports for in-chamber hardware. Viton o-ring seals.

### Safety interlocks

Water and vacuum levels. Door microswitch for glovebox-integrated units.

### Pumping group

Water-cooled Edwards or Leybold turbomolecular pumps. Edwards rotary or dry scroll-type backing pumps.

### Pressure measurement

Wide-range gauge (Edwards or Inficon) and optional capacitance manometers for high-resolution measurement.

### Substrate stages

Stainless steel, aluminium or copper with threaded holes for substrate attachment. Up to 6" diameter substrates. Optional rotation, heating and Z-shift modules.

### Deposition sources

Various types depending on requirements (see above). Separate brochures available for all Moorfield source types.

### Power supplies

Various types depending on integrated techniques. All power supplies fully integrated within system electronics rack

### System control


Industrial-grade, high-stability PLC electronics core. Designed for safe operation and reliable vacuum integrity

### Weight


Approximately 100–200 kg; dependent on configuration.

### Size


1050 mm (height) × 590 mm (depth) × 590 mm (width), excluding backing pump—flexible location; dependent on configuration.




The MiniLab 026 with touchscreen HMI control and a 'clam-shell' type chamber, opened here to reveal internal techniques



MiniLab 026 chamber fitted with an LTE source, sputtering magnetron and quartz crystal sensor head for rate/thickness monitoring



MiniLab 026 chamber fitted with two TE1 thermal evaporation sources (covered here with shared source shutter)



MiniLab 026 chamber fitted with TE3 thermal evaporation source, shutter and quartz crystal sensor head

## System requirements: (typical configuration)

- Process gases: 25 psi supplies, 99.99% purity or better
- Service gas: Dry compressed air, nitrogen or argon, 60–80 psi supply
- Vent gas: N<sub>2</sub>, 5 psi
- Power: Single-phase 230 V, 50 Hz, 13 A
- Chilled water: 18–20 °C, 3 L/min, pressure < 4 bar
- Exhaust extraction

## Applications:

- Fundamental research
- Education
- Product R&D

All images/descriptions in this brochure are indicative only; final appearance and design subject to your exact configuration.

**MOORFIELD**  
— NANOTECHNOLOGY —

BT Electronics certifié ISO 9001 par AFNOR

Phone +33 1 69 18 16 60  
Web [bt-electronics.com](http://bt-electronics.com)  
Email [contact@bt-electronics.com](mailto:contact@bt-electronics.com)

Distributed by

